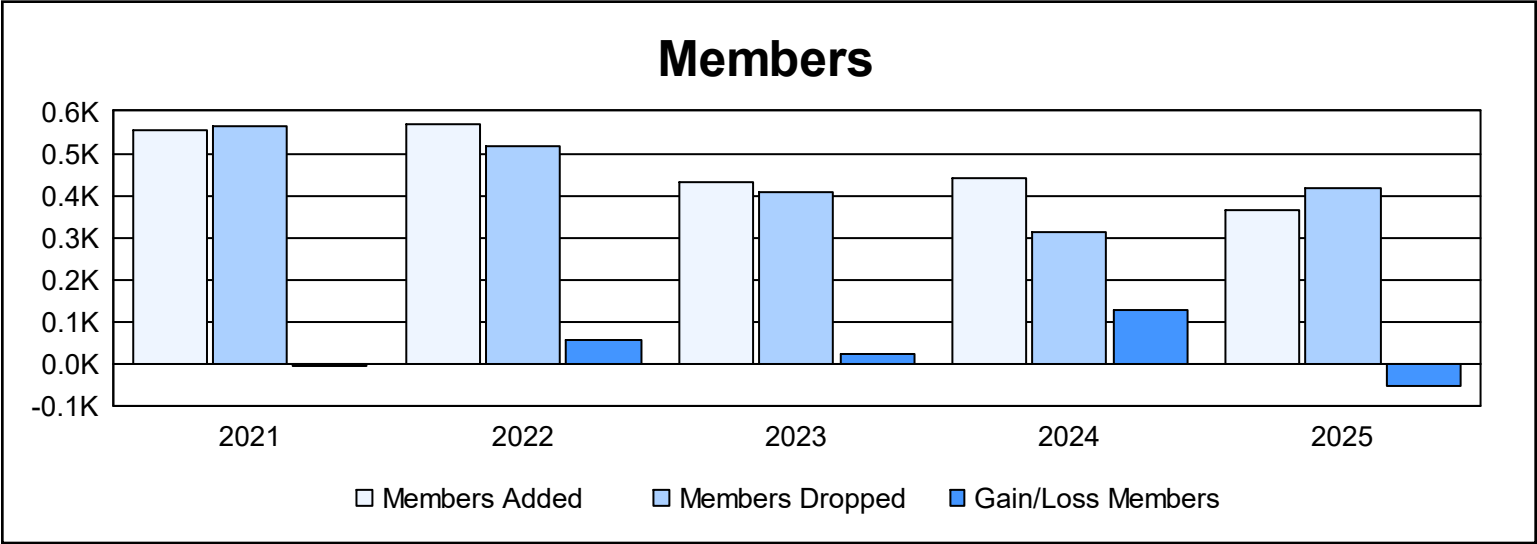
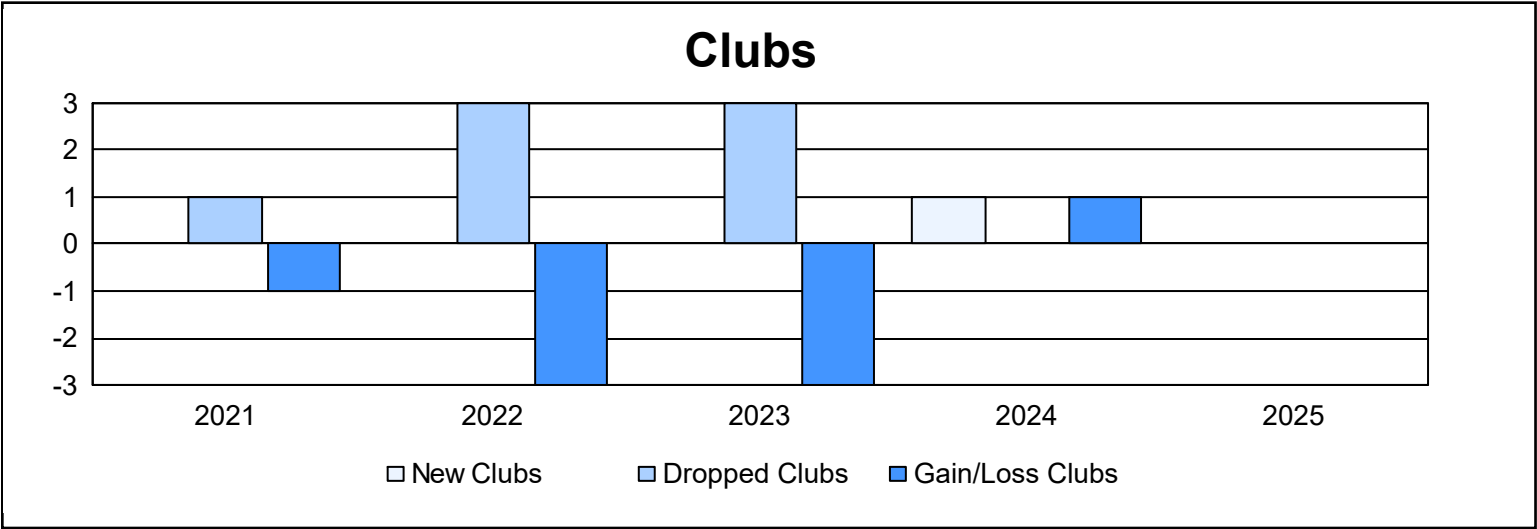
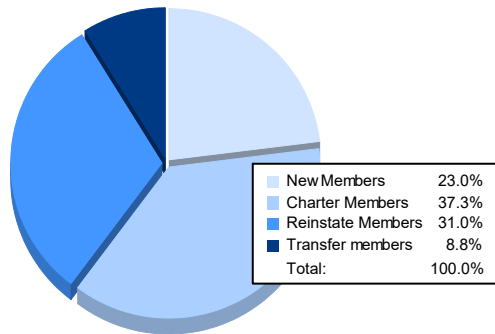


| Year | New Clubs | Dropped Clubs | Gain/ Loss Clubs | New Members | Charter Members | Reinstate Members | Transfer Members | Total Member Added | Total Members Dropped | Gain/ Loss Members |
|-----------|-----------|---------------|------------------|-------------|-----------------|-------------------|------------------|--------------------|-----------------------|--------------------|
| 2020-2021 | 0 | 1 | -1 | 230 | 192 | 123 | 12 | 557 | 562 | -5 |
| 2021-2022 | 0 | 3 | -3 | 163 | 179 | 204 | 25 | 571 | 515 | 56 |
| 2022-2023 | 0 | 3 | -3 | 178 | 80 | 156 | 17 | 431 | 408 | 23 |
| 2023-2024 | 1 | 0 | 1 | 245 | 49 | 119 | 26 | 439 | 314 | 125 |
| 2024-2025 | | | | 84 | 136 | 113 | 32 | 365 | 419 | -54 |
| Average | 0 | 2 | -2 | 180 | 127 | 143 | 22 | 473 | 444 | 29 |



Membership Composition June 2025 Cumulative



Gender Composition June 2025 Cumulative

